



Theatre Virtual Learning

Introduction to Theatre Design & Production Lighting Design

April 15, 2020



Lesson: April 15, 2020

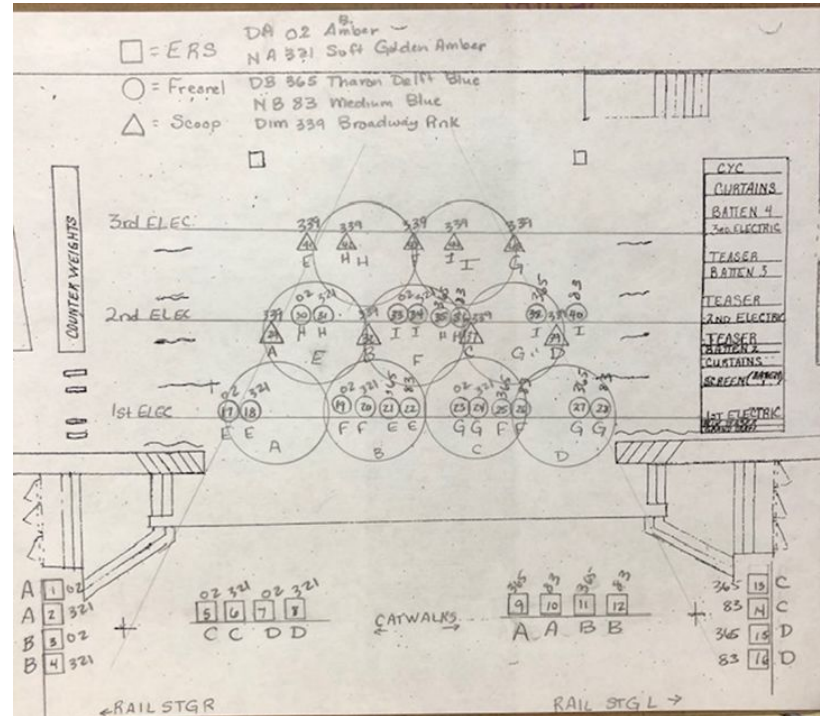
Objective/Learning Target:

Students will apply knowledge to read a lighting plot.

The Basics of Lighting

Let's Get Started / Warm Up Activities:

Why is it important for a director to understand how to read and develop a light plot?





The Purpose of a Light Plot

A light plot, lighting plot or just plot is a document like an architectural blueprint used specifically by theatrical lighting designers to illustrate and communicate the lighting design to the director, other designers and finally the Master Electrician and electric crew.



Lesson/Activity

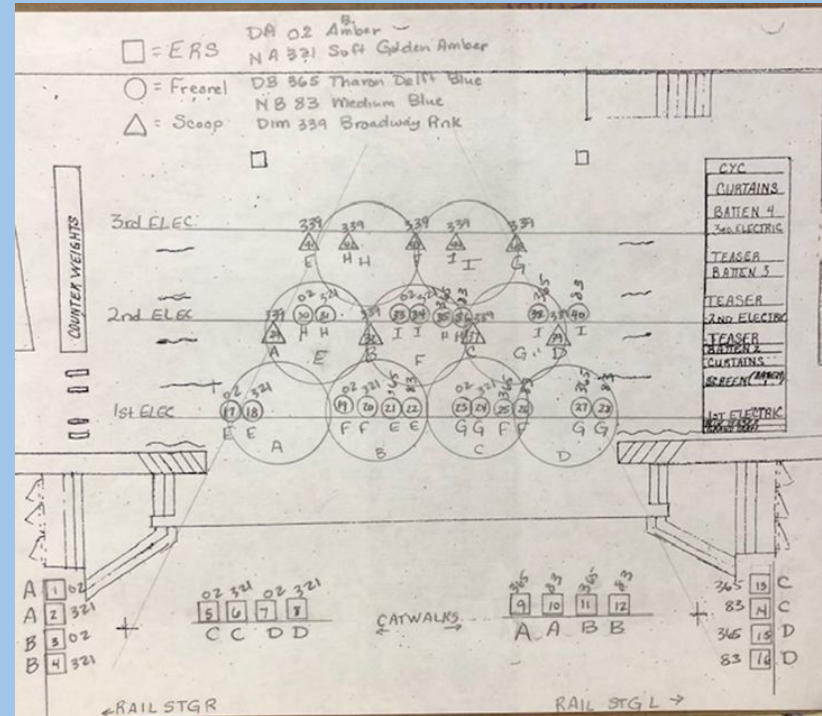
In the previous lessons, you learned a lot of new information on how to develop a light plot. Today, you will use that knowledge to read a light plot.


1. On each slide you will have a copy of a light plot that you will refer to answer the questions.
2. You will then have the answers to check your learning.



Practice

1. What type of instrument is #7?
2. Is instrument 32 key, fill, or dimension?
3. Where is instrument 42 hanging?
4. What instrument numbers are hanging on the left rail?
5. What color is instrument 14?






Practice Answers

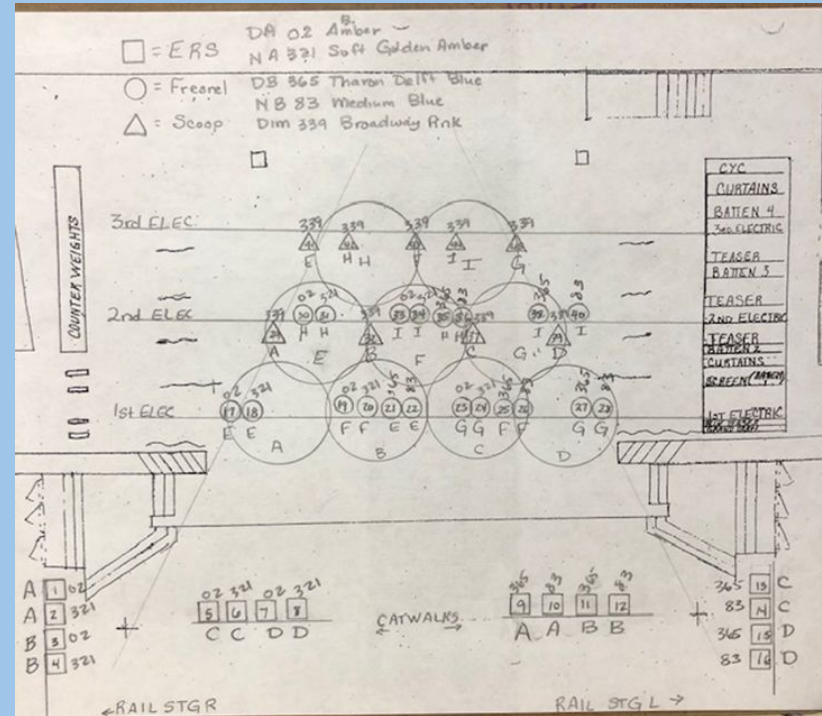
Check your answers:


1. What type of instrument is #7? ERS
2. Is instrument 32 key, fill, or dimension? dimension
3. Where is instrument 42 hanging? 3rd electric
4. What instrument numbers are hanging on the left rail? 13,14,15,&16
5. What color is instrument 14? 83 Medium Blue



Practice

6. If the technician brings up instruments 1,9, & 29, what area is lit?
7. Would the above cue be for day or night?
8. If you want to bring up lights for day on area B, what instruments would you have the technician bring up to completely light the area?
9. What color is used for the dimension lighting instruments in this plot?
10. What type of instrument is used as key and fill lighting and hangs on the electrics?






Practice Answers

Check your answers:

1. Area A
2. Day
3. 3,11 & 32 (This gives a key, fill and dimension for the cue)
4. 339 Broadway Pink
5. Fresnel



CONGRATS! How
did you do?